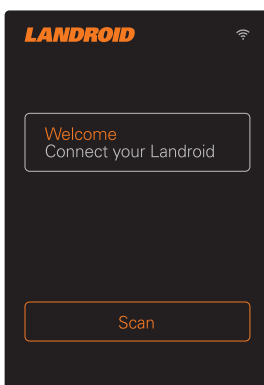
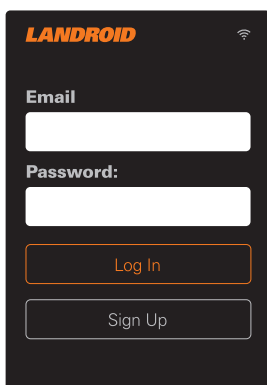
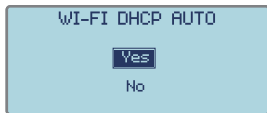
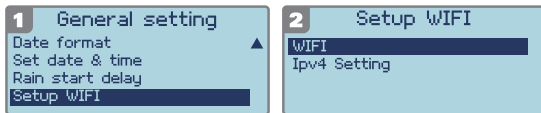


Landroid®M WIFI Connection Guide



1. Connect Landroid®M with the wireless router

1.1 Select "Setup WIFI" to scan for WIFI network around you, then select your WIFI network by using the **↑****↓** keys.

1.2 Enter the password if necessary:

Press **OK** to enter the password interface.

Using the keyboard on machine to input password characters (as shown in Fig. 5):

Press 2-4-6-8 to select the character,

Press 5 to confirm the character,

Press 1 to delete the character.

Press **OK** to confirm the password.

1.3 Select module state by using the **↑****↓** keys, then select "connect" and it will remind you by "connected!" after connected successfully.

Note: When "Disconnected" occurs, pls confirm your WIFI password or move your Landroid®M closer to the router. If still not connected, check if the DHCP is set to "Yes"(see "Ipv4 setting"), or restart the router.

1.4 Ipv4 Setting

Select "Ipv4 Setting" by using the **↑****↓** keys and set the DHCP to "Yes"

2. Connect smart phone to your Landroid®M

2.1 To download the Landroid®M APP, use your mobile phone to scan the QR code below or download it from Playstore(google-android), AppleStore(Apple-ios).

2.2 Open the app. Sign up for an account. The registration step only requires an email. The service will send a response email to the given address with the Password.

2.3 Press scan, the smart phone will search your Landroid®M

2.4 Click directly on the name of your Landroid®M and then insert PIN (Default PIN: 0000).

Note: For first time use, please set your Landroid®M and smart phone under the same WIFI.

Trouble shooting

Symptom	Cause	Action
Your Landroid®M has no reactions when operating from smartphone	The Distance between Your Landroid®M and the WIFI router is too far.	Try to reduce the distance between the router and your Landroid®M or Install a WIFI extender.
	Router isn't connected.	Check the Router connection. Restart the Router.
	No WIFI has been configured on your Landroid®M	Configure your Landroid®M in order to connect to your WIFI App.